



**Goodtone**

iMove





## iMOVE Chair

The aluminum alloy that connecting back to seat has an analogously shape to J Lambda in Greek letter, in which highly polished made in showcase the fine detail. With Goodtone's self independent research and development on IMOVE chair, it has even pressure distribution for better balance, this unique design provide long lasting comfort for various posture at work.

— Designed by NIKE AO



iMove  
Office chair series



iMOVE-A




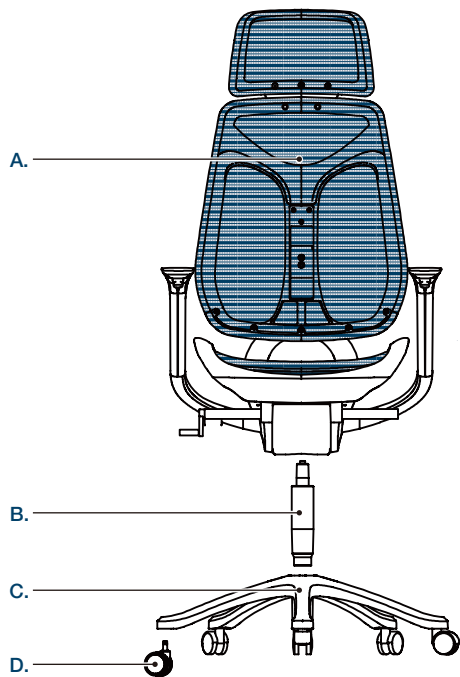
iMOVE-B

The meaning of Good design should more than just being a high price luxury product. GOODTONE has managed to produce Good design products that everyone can have with quality assurance.

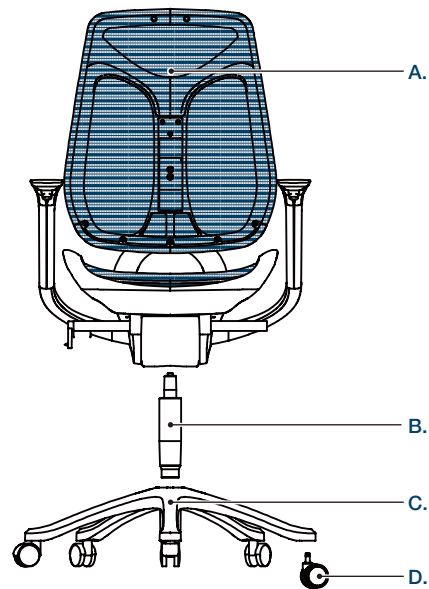
1. Upholstery / Mesh
2. Armrest / PU Inner Board, PA+30%GF
3. Backrest / PA+GF20%
4. Seat / PA+GF20%
5. Mechanism / Aluminum Alloy+PP
6. Gas-lift / Steel
7. Base / Aluminum Alloy
8. Caster / Back PU

### Mesh





iMOVE-A



iMOVE-B



iMOVE-A

iMOVE-B

Height	1190~1255mm	1190~1255mm
Seat depth	880~600mm	880~600mm
Seat width	645mm	645mm
Distance from floor to seat	435~535mm	435~535mm
Backrest width	490mm	490mm
Distance from seat to the top of backrest	720mm	720mm
Width between armrest	490mm	490mm
Distance from floor to armrest	620~658mm	620~658mm
From seat to armrest	165~245mm	165~245mm
Tilt angle degree	25°	25°

### 1 Adjustable Armrest / Function key placed under arm-pad



Press the button for height adjustment



Armrest can reduce tiredness to arms and shoulders.

### 2 Sliding Seat / Function key located on the right hand side of the mechanism



Pull out function key for sliding function



Adjust sliding seat so that hips and knees are at a 90 degrees angle, it reduces tiredness.



**3 Tilt Lock** / Control rod on the left hand side of mechanism



Pull up control rod to unlock tilt function and adjust release it when desired angle reached

Tilt lock allows users to sit in an upright position for keyboarding, while providing a comfortable rocking/reclining motion during work or break.

**4 Tension Tilt** / Control rod on the right hand side of mechanism



Twirl outward to increase tension



Twirl inward to release tension

Tension tilt offers more secure and comfortable working environment.

**5 Height Adjustment** / Control rod on the right hand side of mechanism



To lower seat, place your full weight on the chair, and engage actuator lever. When the desired height is reached, release the actuator. To raise the seat, shift your weight to your feet, engage actuator, chair will rise automatically

Position chair so your feet are flat on the floor, and lower legs are at a 90-degree angle (or better) relative to upper legs.

**Leather office chair:**

Please gently wipe it with a half-wet sponge dipped with special detergents and service it with the leather servicing agent after wiping it dry with the dry cloth. If it is dipped with water, it should be immediately wiped dry. Besides, avoid the long-time direct sunlight.

**Net surface and cloth office chair:**

Please slap with hand or use the dust collector to clean the dust on it. If there are stains, locally clean and dry it naturally with special detergents.

**Armrest, support and chair leg:**

For aluminum alloy materials, please clean them with a dry cloth or nonferrous metal detergents; For plastic materials, please clean them with half-wet cloth dipped with clear water.

**Chair wheel:**

Clean fur crumbs fiber and other sundries periodically and protect chair wheels with anti-static sprays.

**Quality assurance and after-sales service****FIVE-YEAR QUALITY ASSURANCE**

In case the product is damaged due to its quality reasons within five years from the purchasing date, the Buyer can show the purchasing proof and the Company will repair the product for free.

**! Notice**

The quality assurance service is not applicable for the improperly stored, assembled and used product, and does not include the damage to the product due to the normal abrasion and tearing, cutting and scraping or striking or accidents.



After opening the package of the product, please carefully check the product for part lack or transportation damage. If any, please contact the dealer timely.



Please place it on the indoor stable floor and prevent it from fire or exposure to blazing sun for a long time and humid environment.



The product can only be used by one person.



Please do not seat at the edge of the chair.



Please do not step on it or stand on the product to get something.



Please do not incline the chair backrest excessively.



Please do not lean against the product except in normal sitting posture to avoid tumbling due to the unbalance.



Please prevent the product from scratching or striking by sharp or hard tools.



Please notice the spontaneous loose phenomenon of bolts. If any, please stop using and repair the product immediately.

