

Amola



Goodtone



AMOLA Chair

Elegant and tasteful are the core elements of Amola. Designer was inspired by the exquisite suits of the elite in our daily life. The body adopts integrated molding technology. Via handcraft, the even and accurate stitching complicates the soft-textured leather. The clear and simple contour show the stylistic of Amola.

— Designed by Joel Velasquez



Amola

Office chair series





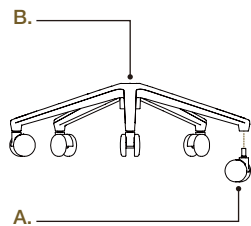
AMOLA-A

AMOLA-B

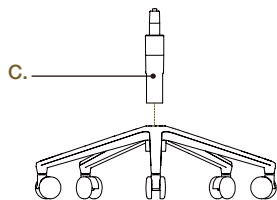
The meaning of Good design should more than just being a high price luxury product. GOODTONE has managed to produce Good design products that everyone can have with quality assurance.

1. Upholstery / Full-Grain Leathergenuine Leather、Microfiber PU、 Fabric
2. Armrest / Aluminum Alloy
3. Backrest / PP35%+PP28%
4. Seat / PP+30%GF Moulded Foam
5. Mechanism / Aluminum Alloy Multi-Function
6. Gas-lift / Steel
7. Base / 340mm Aluminum Alloy
8. Caster / Back PU

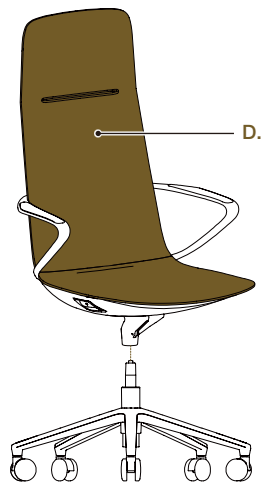




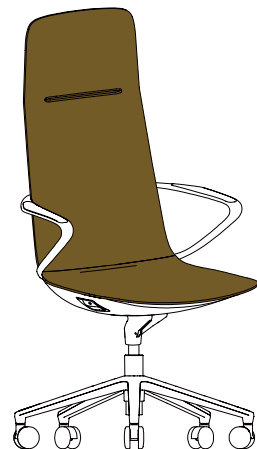
Step 1



Step 2



Step 3



Step 4



AMOLA-A



AMOLA-B

Height	1160 ~ 1220mm	935 ~ 995mm
Seat depth	450mm	450mm
Seat width	530mm	530mm
Distance from floor to seat	445 ~ 505mm	445 ~ 505mm
Backrest width	435mm	435mm
Distance from seat to the top of backrest	715mm	490mm
Width between armrest	550mm	550mm
Distance from floor to armrest	630 ~ 690mm	630 ~ 690mm
From seat to armrest	195mm	195mm
Tilt angle degree	103° ~117°	103° ~117°

1 Height adjustment /Control rod on the right hand side of mechanism



To lower seat, place your full weight on the chair, and engage actuator lever. When the desired height is reached, release the actuator

To raise the seat, shift your weight to your feet. Engage actuator. Chair will rise automatically

Position chair so your feet are flat on the floor, and lower legs are at a 90-degree angle (or better) relative to upper legs.

2 Tilt Lock / Control rod on the right hand side of mechanism



Pull out the control rod to unlock tilt function and adjust, release control rod when desired angle reached

Tilt lock allows the user to sit in an upright position for keyboarding, while providing a comfortable rocking/reclining motion during work or break.

Leather office chair: Please gently wipe it with a half-wet sponge dipped with special detergents and service it with the leather servicing agent after wiping it dry with the dry cloth. If it is dipped with water, it should be immediately wiped dry. Besides, avoid the long-time direct sunlight.

Net surface and cloth office chair: Please slap with hand or use the dust collector to clean the dust on it. If there are stains, locally clean and dry it naturally with special detergents.

Armrest, support and chair leg: For aluminum alloy materials, please clean them with a dry cloth or nonferrous metal detergents; For plastic materials, please clean them with half-wet cloth dipped with clear water.

Chair wheel: Clean fur crumbs fiber and other sundries periodically and protect chair wheels with anti-static sprays.

Quality assurance and after-sales service

FIVE-YEAR QUALITY ASSURANCE

In case the product is damaged due to its quality reasons within five years from the purchasing date, the Buyer can show the purchasing proof and the Company will repair the product for free.



! Notice

The quality assurance service is not applicable for the improperly stored, assembled and used product, and does not include the damage to the product due to the normal abrasion and tearing, cutting and scraping or striking or accidents.



After opening the package of the product, please carefully check the product for part lack or transportation damage. If any, please contact the dealer timely.



Please place it on the indoor stable floor and prevent it from fire or exposure to blazing sun for a long time and humid environment.



The product can only be used by one person.



Please do not seat at the edge of the chair.



Please do not step on it or stand on the product to get something.



Please do not incline the chair backrest excessively.



Please do not lean against the product except in normal sitting posture to avoid tumbling due to the unbalance.



Please prevent the product from scratching or striking by sharp or hard tools.



Please notice the spontaneous loose phenomenon of bolts. If any, please stop using and repair the product immediately.

